

A-LEVEL

# Chemistry

CHEM4 Kinetic, Equilibria and Organic Chemistry  
Mark scheme

---

2420  
June 2016

---

Version: 1.0 Final

---

---

Mark schemes are prepared by the Lead Assessment Writer and considered, together with the relevant questions, by a panel of subject teachers. This mark scheme includes any amendments made at the standardisation events which all associates participate in and is the scheme which was used by them in this examination. The standardisation process ensures that the mark scheme covers the students' responses to questions and that every associate understands and applies it in the same correct way. As preparation for standardisation each associate analyses a number of students' scripts: alternative answers not already covered by the mark scheme are discussed and legislated for. If, after the standardisation process, associates encounter unusual answers which have not been raised they are required to refer these to the Lead Assessment Writer.

It must be stressed that a mark scheme is a working document, in many cases further developed and expanded on the basis of students' reactions to a particular paper. Assumptions about future mark schemes on the basis of one year's document should be avoided; whilst the guiding principles of assessment remain constant, details will change, depending on the content of a particular examination paper.

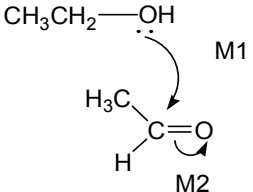
Further copies of this Mark Scheme are available from [aqa.org.uk](http://aqa.org.uk)

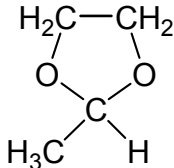
Question	Answers	Mark	Additional Comments/Guidance	ID detail
1a	$\text{CH}_3\text{COOH} + \text{H}_2\text{O} \rightleftharpoons \text{CH}_3\text{COO}^- + \text{H}_3\text{O}^+$ OR $\text{CH}_3\text{COOH} \rightleftharpoons \text{CH}_3\text{COO}^- + \text{H}^+$	1	Must show $\rightleftharpoons$ allow $\text{CH}_3\text{CO}_2\text{H}$ , $\text{CH}_3\text{CO}_2^-$ Ignore state symbols	
1b	$\text{CH}_3\text{COOH} + \text{HNO}_3 \rightarrow \text{CH}_3\text{COOH}_2^+ + \text{NO}_3^-$	1	Ignore $\rightleftharpoons$ Allow $\text{CH}_3\text{CO}_2\text{H}$ , $\text{CH}_3\text{CO}_2\text{H}_2^+$ , $\text{CH}_3\text{C}^+(\text{OH})_2$	

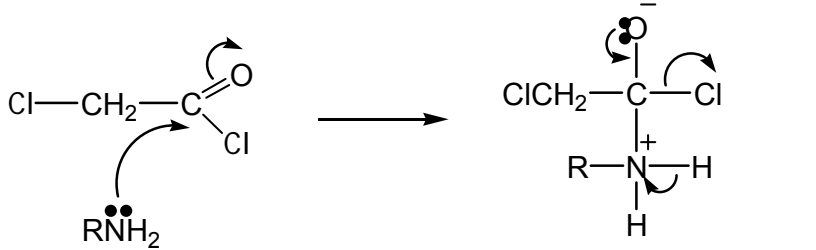
1c(i) marked with 1c(ii)	<p>( new <math>[\text{HNO}_3] = [\text{H}^+] = \frac{100}{150} \times 0.0125</math> )</p> <p>M1 <math>[\text{H}^+] = 8.3(3) \times 10^{-3}</math> (mol dm<sup>-3</sup>)</p> <p>M2 pH = -log M1 OR 2.08</p>	1  1	<p>OR new <math>[\text{HNO}_3] = \frac{\text{mol HNO}_3}{\text{total vol}} = \frac{1.25 \times 10^{-3}}{150 \times 10^{-3}}</math></p> <p>Must be 2 dp Allow correct pH conseq to their <math>[\text{H}^+]</math> concentration</p>	
1c(ii) marked with 1c(i)	<p>M1 mol NaOH (= <math>50 \times 10^{-3} \times 0.0108</math>) = <math>5.40 \times 10^{-4}</math></p> <p>M2 Subtraction of M1 from moles of <math>\text{HNO}_3</math> (<math>1.25 \times 10^{-3}</math> or conseq from 1c(i)) Excess mol <math>\text{H}^+</math> = <math>7.10 \times 10^{-4}</math></p> <p>M3 <math>[\text{H}^+] = \frac{M2}{150 \times 10^{-3}}</math> OR <math>\frac{7.10 \times 10^{-4}}{150 \times 10^{-3}} = 4.73 \times 10^{-3}</math></p> <p>M4 pH = -log M3 OR 2.32</p>	1  1  1  1	<p>M2 allow ecf for subtraction of mol <b>If no subtraction, no further marks</b></p> <p>M3 <b>if no use of volume, no further marks (pH=3.15)</b> If incorrect volume used, can score M4</p> <p>M4 Allow 2.33 Must be 2 dp</p>	

1d(i)	M1	$K_a = \frac{[H^+][CH_3COO^-]}{[CH_3COOH]}$	1	penalise ( ) once here Not $[H^+][A^-] / [HA]$ if $K_a$ expression wrong – Allow correct pH conseq to their $[H^+]$ concentration M4 only  mark for answer  Must be 2 dp Allow correct pH conseq to their $[H^+]$ concentration (pH = 3.83 can score M1, M2 and M4)
	M2	$K_a = \frac{[H^+]^2}{[CH_3COOH]}$ or with numbers or with HA	1	
	M3	$[H^+] = \sqrt{(1.74 \times 10^{-5} \times 0.0125)} = 4.66 \times 10^{-4}$	1	
	M4	pH = 3.33	1	
<b>G</b> 1d(ii)	<u>sodium ethanoate</u>		1	Ignore formula allow sodium acetate
1d(iii)	M1	$[H^+] = 1.45 \times 10^{-5}$	1	Accept $1.445 \times 10^{-5}$ or $1.4 \times 10^{-5}$  If M1 incorrect CE=0 Inclusion of 0.0125 in calculation can only score M1  ignore units $1.4 \times 10^{-5}$ gives 1.24
	M2	$\frac{[salt]}{[acid]} \text{ (OR } \frac{[CH_3COO^-]}{[CH_3COOH]} = \frac{K_a}{[H^+]}) = \frac{1.74 \times 10^{-5}}{1.45 \times 10^{-5}}$	1	
	M3	1.2(0)	1	
1e	M1	(Electronegative) chlorine withdraws electrons	1	Allow Cl has negative inductive effect  Ignore chloroethanoic acid dissociates more readily Mark independently
	M2	Stabilises/reduces charge on COO- <b>OR</b> weakens <u>O-H</u> bond <b>OR</b> makes <u>O-H</u> more polar	1	

1f	M1	Strong acids (almost) completely dissociated/ionised <b>OR</b> not an equilibrium <b>OR</b> equilibrium lies <u>far</u> to the right	1	Cannot have $K_a$ value for a reaction not in equilibrium scores both marks	
	M2	$K_a$ value for strong acids tends to infinity/is very large <b>OR</b> can't divide by zero in $K_a$	1		
<b>Total</b>			<b>20</b>		

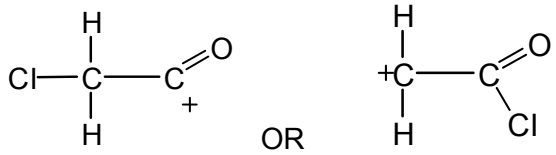
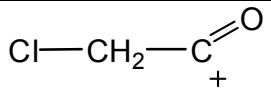
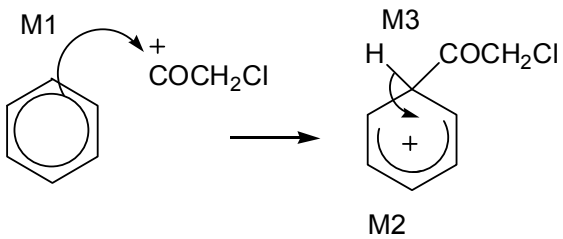
Question	Answers	Mark	Additional Comments/Guidance	ID details
G 2a(i)	<u>Nucleophilic addition</u>	1	any extra loses the mark allow minor spelling errors e.g. nucleophyllic	
2a(ii)	 <p>CH<sub>3</sub>CH<sub>2</sub>—OH M1</p> <p>H<sub>3</sub>C—C=O H M2</p>	1 1	<p>M1 for arrow from lone pair on oxygen in ethanol to C of C=O (or to space half way between O and C)</p> <p>M2 for arrow from C=O bond to oxygen in ethanal</p> <p>Do not allow M2 as first step without nucleophilic attack, but can allow M1 for attack on C<sup>+</sup> produced + rather than δ<sup>+</sup> on C=O loses M2</p> <p>Ignore any further steps</p> <p>Mark independently</p>	
2b(i)	<u>Equal</u> mixture of enantiomers/optical isomers OWTTE	1		
2b(ii)	(non-superimposable) mirror images	1	Ignore rotates light in opposite directions Ignore stereoisomers	

2c(i)	Ethanal 0.33 Ethanol 4.16	1 1	Allow 4.2 for ethanol	
2c(ii)	$K_c = \frac{[acetal][H_2O]}{[CH_3CHO][CH_3CH_2OH]^2}$ or with names $\frac{(0.37/0.31)(0.65/0.31)}{(0.58/0.31)(3.76/0.31)^2}$ <b>OR</b> $\frac{(0.37)(0.65)}{(0.58)(3.76)^2} \times 0.31$  $9.1 \times 10^{-3}$ $\text{mol}^{-1}\text{dm}^3$	M1  M2   M3 M4	Ignore slips in acetal structure or formula $\text{C}_6\text{H}_{14}\text{O}_2$ If $K_c$ wrong, allow M4 only for units conseq to their $K_c$ If volume omitted (gives $2.93 \times 10^{-2}$ ) may only score M1 and M4 If volume used = $310 \text{ cm}^3$ allow M2 then award M3 for $9.08 - 9.23$ only and M4 for $\text{mol}^{-1}\text{cm}^3$ only Treat error in converting $310 \text{ cm}^3$ to $\text{dm}^3$ as AE Allow range $9.08 \times 10^{-3} - 9.23 \times 10^{-3}$ Not $\text{moles}^{-1}\text{dm}^3$	
2d		1		
<b>Total</b>		<b>12</b>		

Question	Answers	Mark	Additional Comments/Guidance
3a(i)	(2-)chloroethan (-1-) oyl chloride	1	2 not required but penalise 1- or other numbers at start. Ignore 1 in ethanoyl Ignore hyphens, commas, spaces
3a(ii)		4	<p>M1 for arrow from lp on N to C (or to space half way between N and C) If full amine drawn, ignore slips except in <math>\text{-NH}_2</math></p> <p>M2 for arrow from <math>\text{C=O}</math> bond to O Not score M2 as an independent first step, but can allow M1 for attack on <math>\text{C}^+</math> produced If Cl lost at this stage, Max 1 for M1</p> <p>M3 for structure of ion including 2 charges</p> <p>M4 for 3 arrows and lp on O - may be scored in two steps Ignore use of <math>\text{RNH}_2</math> to remove <math>\text{H}^+</math> in M4, but penalise use of <math>\text{Cl}^-</math></p>
3b <b>G</b>	<u>nucleophilic substitution</u>	1	allow minor spelling errors e.g. nucleophyllic
3c <b>A</b>	9	1	



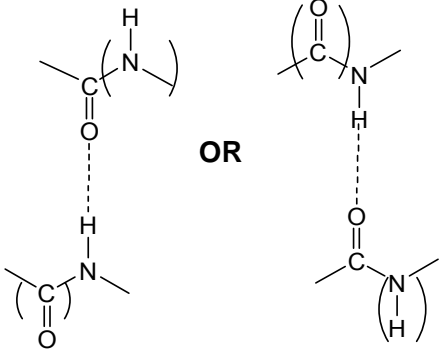
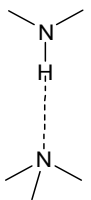
3d	$M_r = 234(.0)$ % H = 9.4(0)	1	9.4 scores 2 marks
		1	$M2 = \frac{22}{M1} \times 100$ If $M_r = 234$ not shown, can score M1 if their answer $\times 234 =$ their no of H
3e	<u>tertiary amine</u> OR <u>3° amine</u> OR <u>III° amine</u>	1	Ignore N- substituted
3f(i)	If <b>a</b> given: CE=0, can only score if answer given is <b>b</b> M1 lp on N <sup>b</sup> or on <b>b</b> M2 alkyl groups donate electron density or positive inductive effect or electron donating groups attached M3 (lp on N <sup>b</sup> ) more available or protonated amine stabilised or better lp donor/H <sup>+</sup> acceptor Ignore reference to nucleophiles	1	NOTE – there is NO mark for <b>b</b> alone
		1	Alternatives:
		1	M1 lp on N <sup>a</sup> or on <b>a</b>
		1	M2 lp or electrons (on N <sup>a</sup> ) <u>delocalised</u> into ring /towards O in C=O
1	M3 (lp on N <sup>a</sup> ) less available (to bond to H <sup>+</sup> , accept proton)		
3f(ii)	Salt is ionic (more) soluble (in blood/body fluids/water)	1	Independent marks
		1	
<b>Total</b>		<b>15</b>	

Question	Answers	Mark	Additional Comments/Guidance
4a(i)	112(.0)	1	Not 112.5 ignore working
4a(ii)		1	<p><u>Must be displayed and show + on relevant carbon</u></p> <p>Penalise extra dots or [ ]<sup>+</sup></p> <p>penalise <sup>37</sup>Cl</p>
4a(iii)	$[\text{ClCH}_2\text{COCl}]^+ \rightarrow [^{35}\text{ClCH}_2]^+ + [\text{CO}^{37}\text{Cl}]^+$	1 1	<p>Allow without brackets</p> <p>M1 for molecular ion</p> <p>M2 for both fragments with mass numbers</p> <p>Allow dot or + anywhere on formula</p>
4b(i)		1	Allow $[\text{ClCH}_2\text{CO}]^+$
4b(ii)		1 1 1	<p>M1 Arrow from inside hexagon to C or + on C on correct electrophile</p> <p>M2 Structure of intermediate</p> <ul style="list-style-type: none"> <li>• horseshoe centred on C1;</li> <li>• + in intermediate not too close to C1 (allow on or “below” a line from C2 to C6)</li> </ul> <p>M3 Arrow from bond to H into ring</p> <ul style="list-style-type: none"> <li>• Allow M3 arrow independent of M2 structure</li> <li>• + on H in intermediate loses M2 not M3</li> <li>• Ignore Cl<sup>-</sup> removing H<sup>+</sup> (different from Qu3a(ii))</li> </ul>



4e(ii)	PGA sutures react/dissolve/break down/are biodegradable/ are hydrolysed / attacked by water or nucleophiles /no need to remove  (Ester links have) <u>polar bonds</u>	1  1	OR Polypropene not biodegradeable/ not hydrolysed / not attacked by water/nucleophiles  polypropene contains <u>non-polar bonds</u> ignore intermolecular forces	
<b>Total</b>		<b>16</b>		

Question	Answers	Mark	Additional Comments/Guidance	ID details
5a(i)		2	Only one molecule of each used M1 for 2 amide links M2 CH <sub>2</sub> and CH(CH <sub>3</sub> ) Allow 1 mark after one error Dipeptide max 1 Treat both trailing bonds missing as one error Ignore <i>n</i>	

5a(ii)		1	No need to show lp The covalent bond and the hydrogen bond either side of the H must be linear.  Allow 	
5b(i)	<u>2-amino-4-methylpentan(-1)-oic acid</u>	1	Ignore hyphens, commas, spaces	
5b(ii)	$\text{HOCH}_2-\overset{\text{H}}{\underset{+\text{NH}_3}{\text{C}}}-\text{COO}^-$	1	Allow $-\text{NH}_3^+$	
5b(iii)	$\text{HOCH}_2-\overset{\text{H}}{\underset{\text{NH}_2}{\text{C}}}-\text{COO}-\text{CH}_2-\overset{\text{H}}{\underset{\text{NH}_2}{\text{C}}}-\text{COOH}$	1		
5b(iv)	$\text{HOOC}(\text{CH}_2)_2-\overset{\text{H}}{\underset{+\text{NH}_3}{\text{C}}}-\text{COOH}$	1	Allow $-\text{NH}_3^+$	
<b>Total</b>				<b>7</b>

Question	Answers	Mark	Additional Comments/Guidance	ID details
<b>G</b> 6a	Order wrt <b>D</b> = 1 OR first OR [D] OR [D] <sup>1</sup> Order wrt <b>E</b> = 2 OR second OR [E] <sup>2</sup>	1 1	Ignore working	
6b	(At time zero/start) the concentrations are known	1		
6c	M1 (Calculate) gradient (of tangent/curve/graph) M2 at t=0 or at start of graph/curve	1 1	Allow description of gradient calculation: Change in conc / time M2 scored only if M1 gained Ignore the word initial	
<b>Total</b>		<b>5</b>		

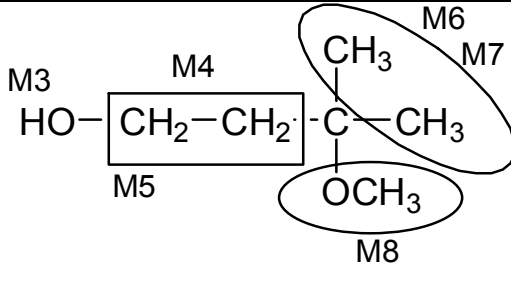
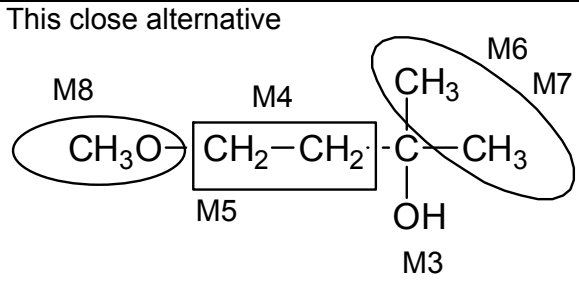
Question	Answers	Mark	Additional Comments/Guidance	ID details
7a	Iodine is not involved in (or before) the rate determining / slow(est) / limiting step (in the mechanism)	1	Ignore, iodine does not appear in the rate equation or iodine concentration does not affect the rate	
7b	$k = \left( \frac{8.64 \times 10^{-7}}{(5.82 \times 10^{-2}) \times (4.76 \times 10^{-1})} \right) = 3.1(2) \times 10^{-5}$ <u>mol<sup>-1</sup> dm<sup>+3</sup> s<sup>-1</sup></u>	1  1	Mark for answer  Mark units separately, i.e. only these units but can be in any order	
7c	rate = $k [H^+]$ (large excess of propanone) so <u>[CH<sub>3</sub>COCH<sub>3</sub>] is (effectively) constant</u>	1  1	If wrong or missing CE = 0	
<b>Total</b>		<b>5</b>		

Question	Answers	Mark	Additional Comments/Guidance	ID details
8a	M1 NaOH	1	Only score M2 if M1 gained, but mark on from hydroxide. Mention of acid loses M1 & M2	
	M2 Aqueous/(warm)	1	ignore alcoholic / conc / dil.	
	M3 (Fractional) distillation or described	1	Not just evaporation; not reflux Allow chromatography	
8b	M1 S is CH <sub>3</sub> CH(CN)CH <sub>2</sub> CH <sub>3</sub>	1	Allow without brackets	
	Step 3			
	M2 KCN (mark on from CN <sup>-</sup> )	1	Not HCN, not KCN with acid	
	M3 <u>Alcoholic</u> (/aqueous)	1	Allow ethanolic can only score M3 if M2 gained	
	Step 4			
M4	H <sub>2</sub>   LiAlH <sub>4</sub>   Na	1	can only score M5 if M4 gained	
M5	Ni or Pt or Pd   Ethoxyethane or ether   ethanol	1	NOT NaBH <sub>4</sub> OR Sn/HCl penalise other extras as list ignore pressure or temperature	
			LiAlH <sub>4</sub> with acid loses both M4 and M5 Ignore 'followed by acid'	
<b>Total</b>		<b>8</b>		



Question	Answers	Mark	Additional Comments/Guidance	ID details
9a	<p>Method 1</p> <p>M1 % O = 27.1</p> $\frac{61.0}{12.0} \quad \frac{11.9}{1.0} \quad \frac{27.1}{16.0}$ $= 5.08 \quad = 11.9 \quad = 1.69$ <p>M2 3 7 1</p> <p>M3 <math>C_3H_7O = 59</math> which is half of <math>M_r</math> so MF = 2EF</p> <p><b>OR</b></p> <p>Method 2</p> <p>M1 61% of 118 = 72.0 and 11.9 % of 118 = 14.0</p> <p>M2 72 + 14 = 86 so oxygen = 32 out of 118</p> <p>OR 27.1% of 118 = 32.0</p> <p>M3</p> $\frac{72.0}{12.0} \quad \frac{14.0}{1.0} \quad \frac{32.0}{16.0}$ $= 6 \quad = 14 \quad = 2$	3	<p>Method 3</p> <p>Alternative using given molecular formula</p> <p>M1 <math>C = \frac{12 \times 6}{118} \times 100 = 61.0\%</math></p> <p>M2 <math>H = \frac{14 \times 1}{118} \times 100 = 11.9\%</math></p> <p>M3 <math>O = \frac{16 \times 2}{118} \times 100 = 27.1\%</math></p>	

Question	Additional Comments/Guidance	
9b	<p>For this question, marks can be awarded either for a description of how the structure is derived or from the given structure itself. The maximum mark to be awarded is nine from the ten marks listed.</p> <p>Marks fall into three sections:</p> <ul style="list-style-type: none"><li>• Infrared evidence : two marks are available for use of the infrared evidence, (M1 and M10)</li><li>• Chemical evidence: one mark is available for use of the chemical evidence (M2)</li><li>• N.m.r. evidence: six marks are available for use of the n.m.r. evidence (M3 – M8 inclusive)</li></ul> <p>plus one mark (M9) for a completely correct structure.</p> <p><b>Suggested procedure for marking</b></p> <p>First <u>look at the infrared spectrum</u>: marks M1 and M10 may be scored there or in the written answer.</p> <p>Then look for use of the acidified potassium dichromate(VI) evidence, (M2).</p> <p>Then <u>look at the final structure</u>: this may lead to the award of marks M3 to M9 as shown on the structures below.</p> <p>Beware contradictions, e.g. using the chemical evidence they may state that <b>R</b> is a primary or secondary alcohol but then draw a tertiary alcohol. This will lose M2 but may score M3.</p> <p>The written 'evidence' frequently simply contains extracts from the Table <b>B</b> on the Data Sheet and, if only this is given, is unlikely to score many marks.</p>	

Q9b	Described	Or drawn
M1	infrared peak/absorbance at 3400 ( $\text{cm}^{-1}$ ) = <u>O-H alcohol</u> (reference to ir spectrum needed)	Note: please check the spectrum If peak at 3000 ( $\text{cm}^{-1}$ ) is identified as acid then cannot score M1 (contradiction)
M10	<b>Either</b> No peak between 1680-1750 ( $\text{cm}^{-1}$ ) so no C=O or not aldehyde/acid <b>OR</b> peak at 1000-1300 ( $\text{cm}^{-1}$ ) so C-O present	Apply list principle to IR analysis for M10
M2	(Acidified potassium dichromate(VI) turns green) so primary alcohol or secondary alcohol or not tertiary alcohol	Ignore aldehyde here Lose M2 if just tertiary alcohol in structure
M3	$\delta = 3.1$ singlet or integration = 1 is O-H	Award M3 if structure has 1 O-H group only (can be primary, secondary or tertiary). Lose M3 if more than one OH group shown
M4	two triplets at 1.4 & 3.8 = $-\text{CH}_2-\text{CH}_2-$	Allow $-\text{CH}_2-\text{CH}_2-\text{CH}_2-$
M5	$\delta = 3.8$ means $\text{CH}_2$ attached to O (in ether NOT ester) $\delta = 1.4$ means $\text{CH}_2$ attached to C (but not to C=O)	Allow $\text{O}-\text{CH}_2-\text{CH}_2-\text{CH}_2-\text{C}$
M6	$\delta = 1.1$ (singlet) integration 6 = 2 $\times$ equivalent $\text{CH}_3$ on same C	$-\text{C}(\text{CH}_3)_2-$
M7	$\delta = 1.1$ singlet so no H attached to $-\text{C}(\text{CH}_3)_2-$	$\text{R}-\text{C}(\text{CH}_3)_2-\text{R}$
M8	$\delta = 3.2$ singlet integration 3 = $-\text{OCH}_3$	$-\text{OCH}_3$
M9	For completely correct	If no structure given then Max 8
R is	 <p>plus M9</p>	This close alternative  <p>would not score M9, but could score up to 8 marks</p>

