

Write your name here

Surname

Other names

Pearson Edexcel
International GCSE

Centre Number

--	--	--	--	--

Candidate Number

--	--	--	--

Mathematics B

Paper 2R



Wednesday 15 January 2014 – Morning
Time: 2 hours 30 minutes

Paper Reference

4MB0/02R

You must have: Ruler graduated in centimetres and millimetres, protractor, compasses, pen, HB pencil, eraser, calculator. Tracing paper may be used.

Total Marks

Instructions

- Use **black** ink or ball-point pen.
- **Fill in the boxes** at the top of this page with your name, centre number and candidate number.
- Answer **all** questions.
- Answer the questions in the spaces provided
– *there may be more space than you need.*
- **Calculators may be used.**

Information

- The total mark for this paper is 100.
- The marks for **each** question are shown in brackets
– *use this as a guide as to how much time to spend on each question.*

Advice

- Read each question carefully before you start to answer it.
- Check your answers if you have time at the end.
- Without sufficient working, correct answers may be awarded no marks.

Turn over ►

P43133A

©2014 Pearson Education Ltd.

6/1/1/1/



PEARSON

Diagram **NOT** accurately drawn

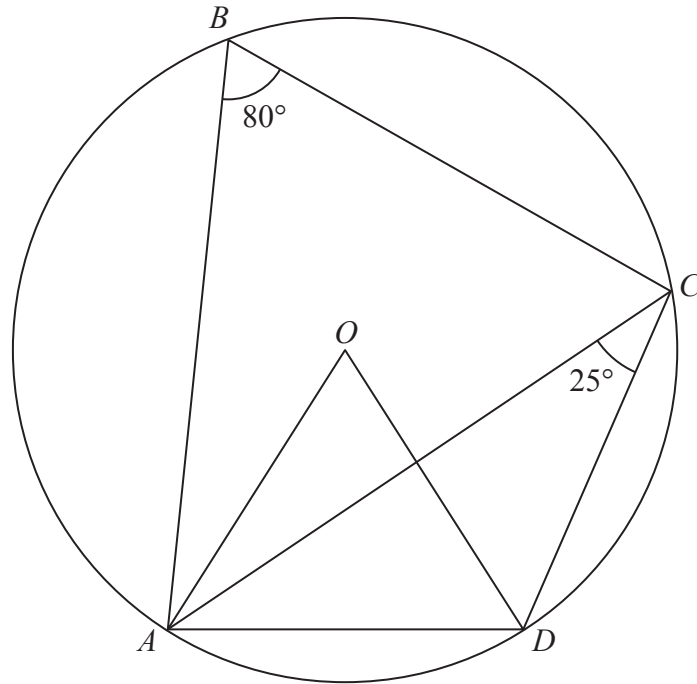


Figure 2

In Figure 2, $ABCD$ is a circle, centre O .

$\angle ACD = 25^\circ$ and $\angle ABC = 80^\circ$

Giving reasons, calculate the size, in degrees, of

- (a) $\angle AOD$, (2)
- (b) $\angle ADO$, (2)
- (c) $\angle ODC$. (2)

.....

.....

.....

.....

.....

.....

.....

.....

.....

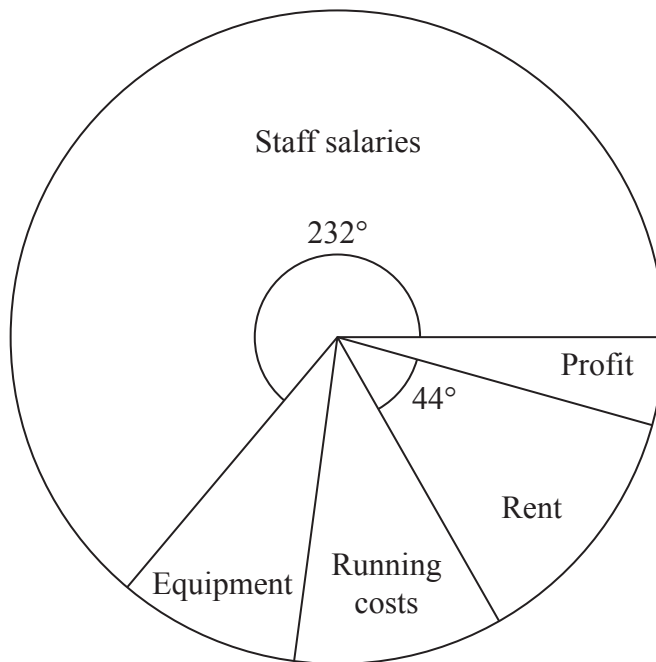
.....



5 The income for an engineering company in one year was £1 800 000

The pie chart shows information about how this money was used.

Diagram **NOT** accurately drawn



(a) Calculate, in £, the amount of money used for Staff salaries in the year.

(2)

Equipment and Running costs together used 17.5% of the income.

(b) Express the Profit as a percentage of the income for the year.

Give your answer to 3 significant figures.

(4)

.....

.....

.....

.....

.....

.....

.....

.....

.....

.....

.....



Diagram **NOT** accurately drawn

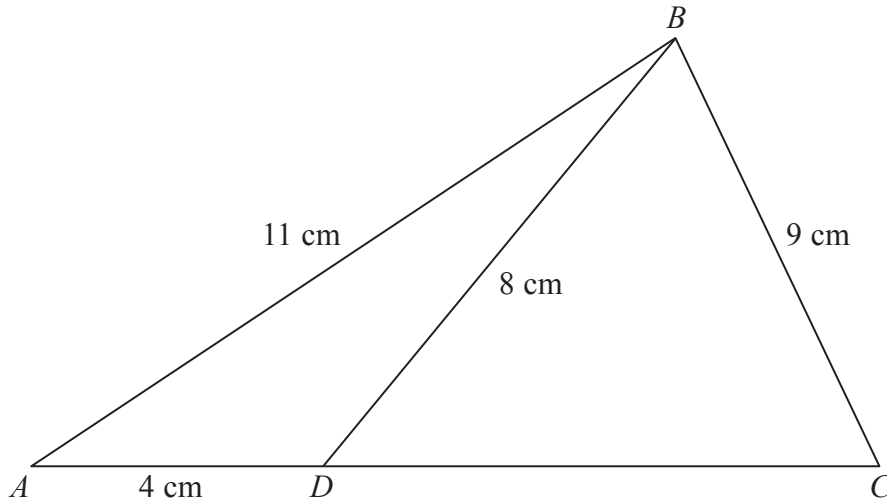


Figure 3

In Figure 3, ABC is a triangle with $AB = 11$ cm and $BC = 9$ cm.

The point D is on AC such that $AD = 4$ cm and $BD = 8$ cm.

Calculate, to 3 significant figures,

(a) the size, in degrees, of $\angle BDC$, (4)

(b) the size, in degrees, of $\angle BCD$, (3)

(c) the area, in cm^2 , of triangle BDC . (3)

[Cosine rule: $a^2 = b^2 + c^2 - 2bc \cos A$

Sine rule: $\frac{a}{\sin A} = \frac{b}{\sin B} = \frac{c}{\sin C}$

Area of a triangle = $\frac{1}{2}bc \sin A$]

.....

.....

.....

.....

.....

.....

.....

.....

.....

.....



Question 6 continued

Handwriting practice area with 20 horizontal dotted lines.



Question 6 continued

Handwriting practice area with 25 horizontal dotted lines.

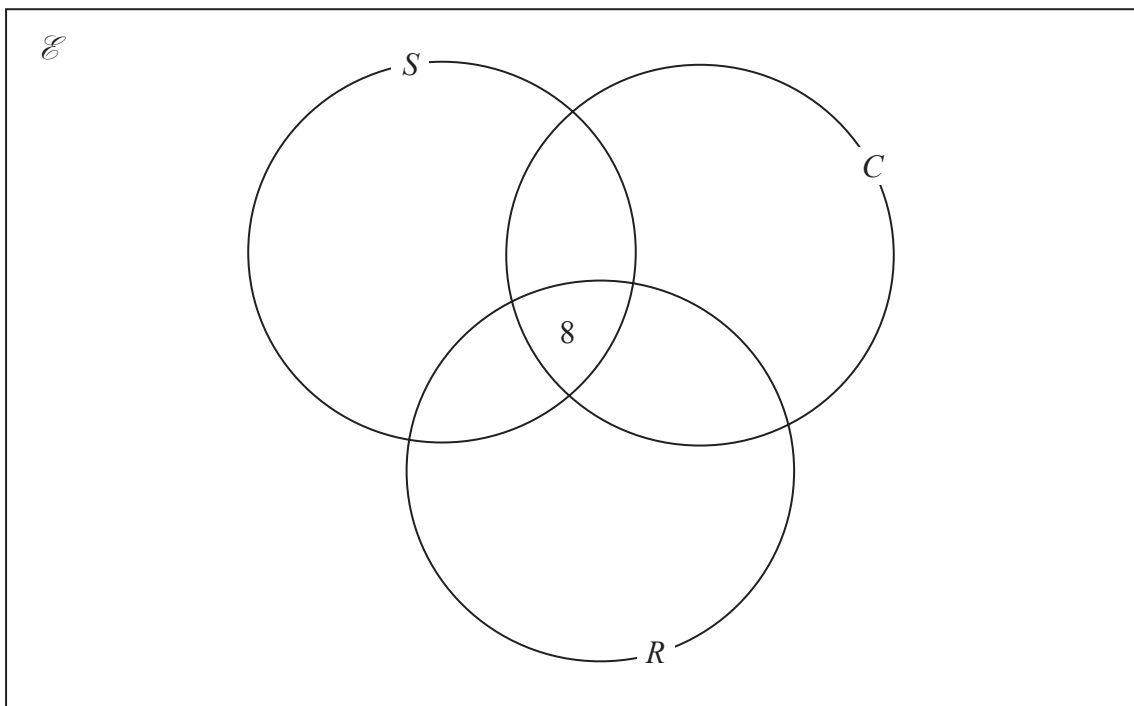


7 A sports club has 80 members.
 For the three activities Swimming (S), Cycling (C) and Running (R),

- 8 members take part in all three activities,
- 3 members do not take part in any of the three activities,
- 22 members take part in only Swimming,
- 23 members take part in Swimming and Cycling,
- 19 members take part in Swimming and Running,
- 14 members take part in Cycling and Running.

(a) Using this information place the number of members in the appropriate subsets of the Venn diagram.

(3)



The number of members who take part in only Cycling is twice the number of members who take part in only Running.

Let the number of members who take part in only Running be x and, using all the given information,

(b) form an equation in x . (1)

(c) Solve your equation to find the value of x . (2)

.....

.....

.....

.....



Question 7 continued

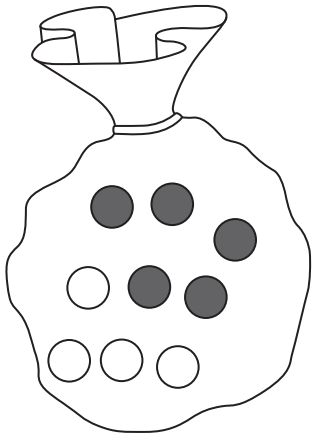
Handwriting practice area consisting of 25 horizontal dotted lines.



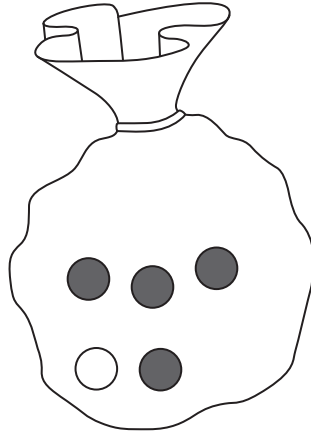
Question 8 continued

Handwriting practice area consisting of 25 horizontal dotted lines.

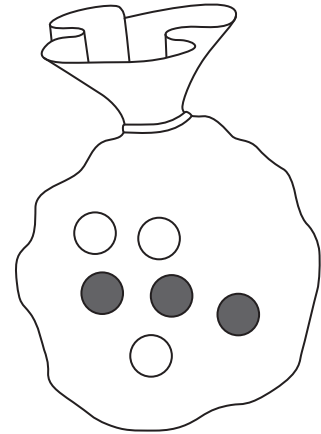




Bag A



Bag B



Bag C

Three bags of counters are used in a game.

At the start of the game

Bag A contains 5 red counters and 4 white counters.

Bag B contains 4 red counters and 1 white counter.

Bag C contains 3 red counters and 3 white counters.

The game begins by taking at random a counter from Bag A.

If the counter is red, a counter is then taken at random from Bag B.

If the counter taken from Bag A is white, a counter is taken at random from Bag C.

(a) Complete the probability tree diagram. (3)

(b) Show that the probability that the second counter taken is red is twice the probability that the second counter taken is white. (5)

Given that the second counter taken is red,

(c) find the probability that the first counter taken is white. (3)

.....

.....

.....

.....

.....

.....

.....

.....

.....

.....



Question 9 continued

Handwriting practice area with 20 horizontal dotted lines.



Diagram **NOT** accurately drawn

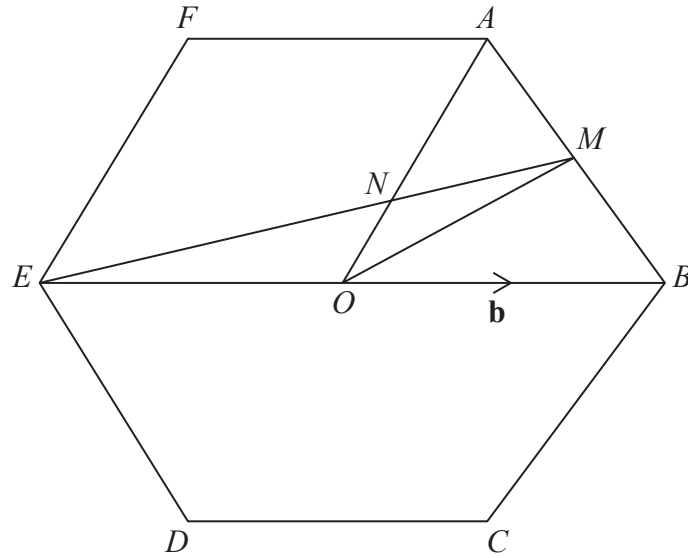


Figure 4

In Figure 4, O is the centre of a regular hexagon $ABCDEF$. The point M is the midpoint of AB .

$\vec{OA} = \mathbf{a}$ and $\vec{OB} = \mathbf{b}$

(a) Express in terms of \mathbf{a} or \mathbf{b} or \mathbf{a} and \mathbf{b} , simplifying your answer where possible,

- (i) \vec{AB} , (ii) \vec{OE} , (iii) \vec{OM} , (iv) \vec{EM} .

(6)

The point of intersection of OA and EM is N so that $\vec{ON} = \lambda \mathbf{a}$ and $\vec{EN} = \mu \vec{EM}$.

(b) Show that $\vec{ON} = \frac{1}{2} \mu \mathbf{a} + (\frac{3}{2} \mu - 1) \mathbf{b}$

(2)

(c) Hence find the value of μ and the value of λ .

(4)

The area of triangle ENO is 6 square units.

(d) Find the area of the hexagon $ABCDEF$.

(3)

.....

.....

.....

.....

.....



Question 11 continued

