

Centre Number						Candidate Number				
Surname										
Other Names										
Candidate Signature										

For Examiner's Use	
Examiner's Initials	
Question	Mark
1	
2	
3	
4	
5	
6	
7	
8	
TOTAL	



General Certificate of Education  
Advanced Subsidiary Examination  
June 2010

# Mathematics

# MD01

## Unit Decision 1

Wednesday 9 June 2010 1.30 pm to 3.00 pm

**For this paper you must have:**

- the blue AQA booklet of formulae and statistical tables.
- You may use a graphics calculator.

**Time allowed**

- 1 hour 30 minutes

**Instructions**

- Use black ink or black ball-point pen. Pencil or coloured pencil should only be used for drawing.
- Fill in the boxes at the top of this page.
- Answer **all** questions.
- Write the question part reference (eg (a), (b)(i) etc) in the left-hand margin.
- You must answer the questions in the spaces provided. Do not write outside the box around each page.
- Show all necessary working; otherwise marks for method may be lost.
- Do all rough work in this book. Cross through any work that you do not want to be marked.
- The **final** answer to questions requiring the use of calculators should be given to three significant figures, unless stated otherwise.

**Information**

- The marks for questions are shown in brackets.
- The maximum mark for this paper is 75.



J U N 1 0 M D 0 1 0 1

Answer **all** questions in the spaces provided.

**1 (a)** Draw a bipartite graph representing the following adjacency matrix.

	<b>1</b>	<b>2</b>	<b>3</b>	<b>4</b>	<b>5</b>
<i>A</i>	1	0	0	0	1
<i>B</i>	0	1	1	1	0
<i>C</i>	0	1	1	1	0
<i>D</i>	1	0	0	0	1
<i>E</i>	1	0	0	0	1

(2 marks)

**(b)** If *A*, *B*, *C*, *D* and *E* represent five people and 1, 2, 3, 4 and 5 represent five tasks to which they are to be assigned, explain why a complete matching is impossible.

(2 marks)

QUESTION  
PART  
REFERENCE

.....

.....

.....

.....

.....

.....

.....

.....

.....

.....

.....

.....

.....

.....

.....

.....

.....

.....

.....

.....

.....

.....

.....

.....

.....





2 (a) (i) Use a bubble sort to rearrange the following numbers into ascending order, showing the list of numbers after each pass.

6 2 3 5 4 (3 marks)

(ii) Write down the number of comparisons on the first pass. (1 mark)

(b) (i) Use a shuttle sort to rearrange the following numbers into ascending order, showing the list of numbers after each pass.

6 2 3 5 4 (4 marks)

(ii) Write down the number of comparisons on the first pass. (1 mark)

QUESTION  
PART  
REFERENCE

Handwriting practice area with horizontal dotted lines.



QUESTION  
PART  
REFERENCE

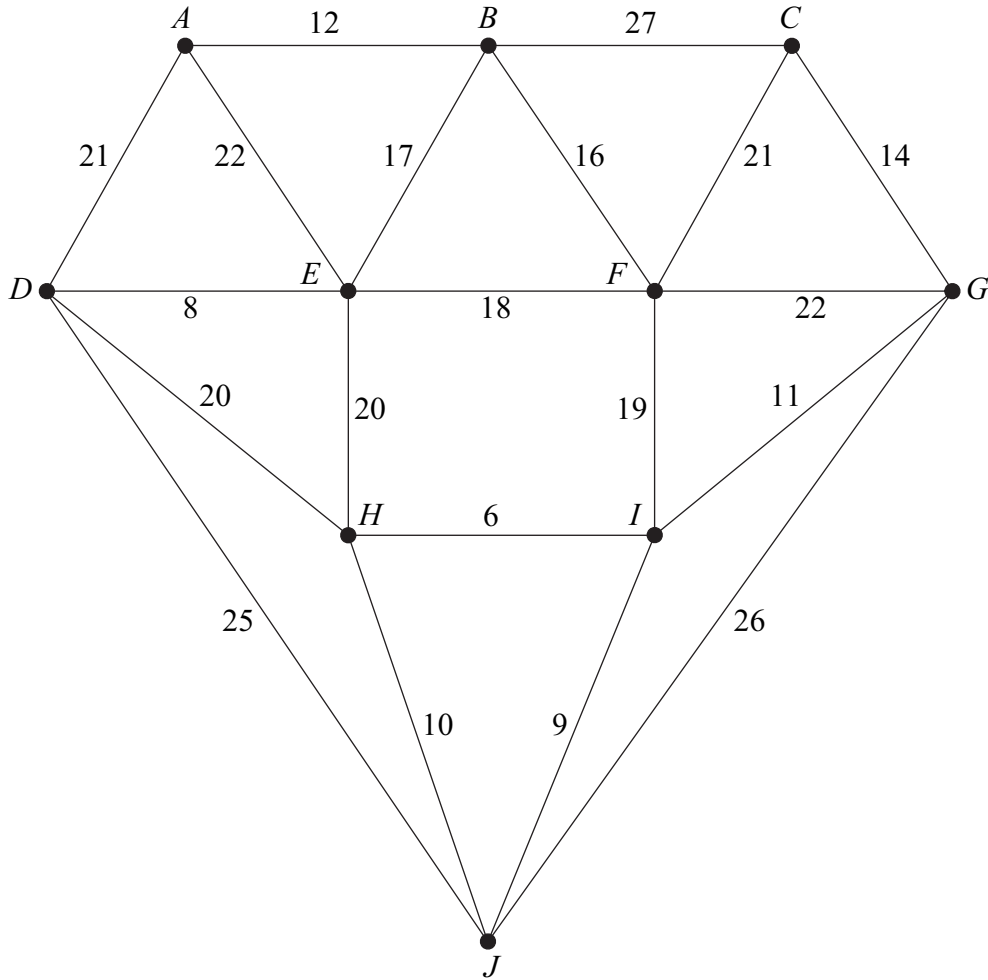
Area with horizontal dotted lines for writing.

**Turn over** ►



3

The network shows 10 towns. The times, in minutes, to travel between pairs of towns are indicated on the edges.



- (a) Use Kruskal's algorithm, showing the order in which you select the edges, to find a minimum spanning tree for the 10 towns. (6 marks)
- (b) State the length of your minimum spanning tree. (1 mark)
- (c) Draw your minimum spanning tree. (3 marks)
- (d) If Prim's algorithm, starting at *B*, had been used to find the minimum spanning tree, state which edge would have been the final edge to complete the minimum spanning tree. (1 mark)

QUESTION  
PART  
REFERENCE

.....

.....

.....

.....



QUESTION  
PART  
REFERENCE

A large rectangular area containing a grid of horizontal dotted lines, intended for writing answers to questions.

Turn over ▶



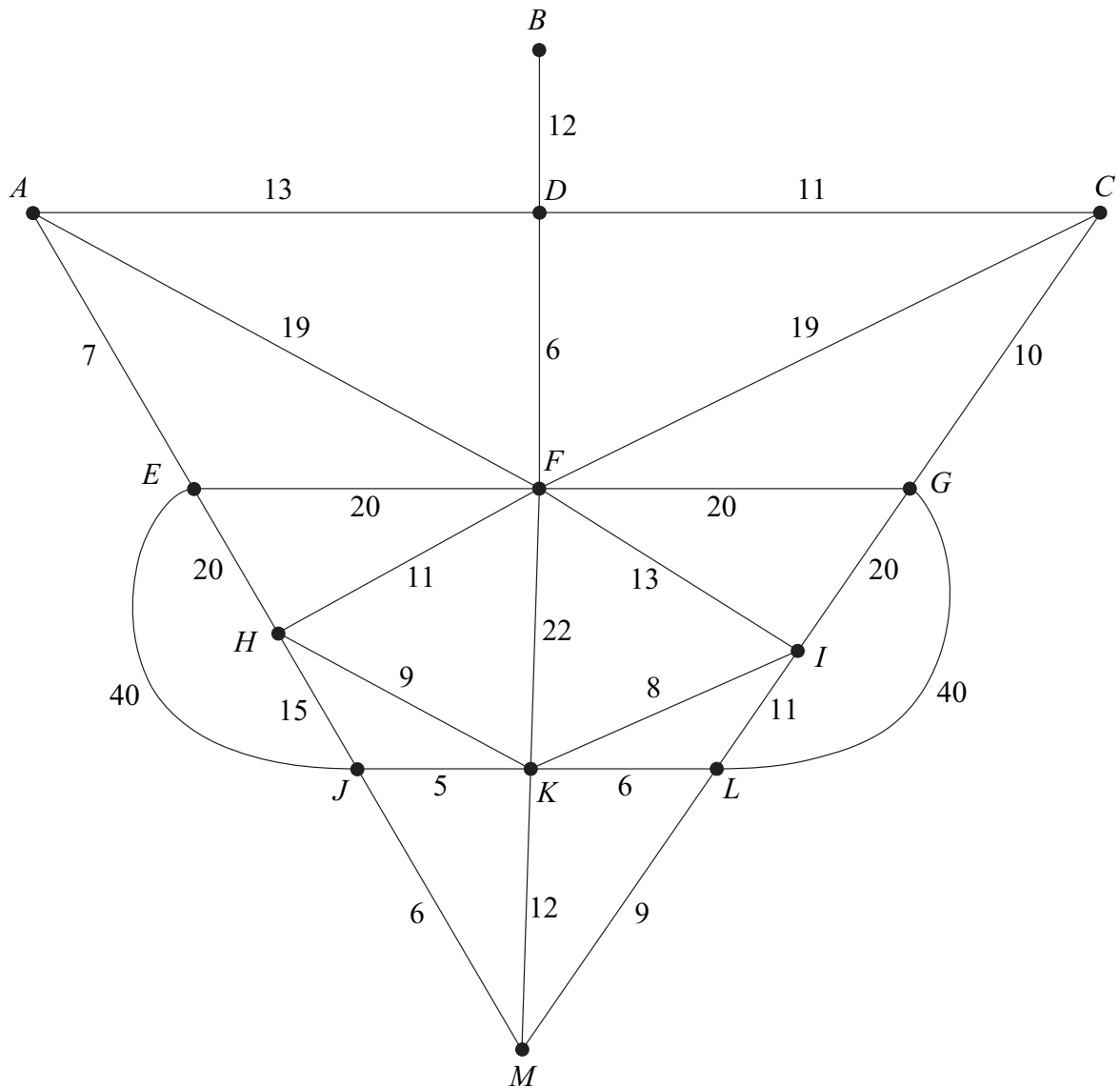
- 4** The network below shows 13 towns. The times, in minutes, to travel between pairs of towns are indicated on the edges.

The total of all the times is 384 minutes.

- (a)** Use Dijkstra's algorithm on the network below, starting from  $M$ , to find the minimum time to travel from  $M$  to each of the other towns. *(7 marks)*
- (b) (i)** Find the travelling time of an optimum Chinese postman route around the network, starting and finishing at  $M$ . *(6 marks)*
- (ii)** State the number of times that the vertex  $F$  would appear in a corresponding route. *(1 mark)*

QUESTION  
PART  
REFERENCE

**(a)**





*QUESTION  
PART  
REFERENCE*

Handwritten response area with horizontal dotted lines.

**Turn over ▶**



0 9

**5** Phil, a squash coach, wishes to buy some equipment for his club. In a town centre, there are six shops, *G*, *I*, *N*, *R*, *S* and *T*, that sell the equipment.

The time, in seconds, to walk between each pair of shops is shown in the table.

Phil intends to check prices by visiting each of the six shops before returning to his starting point.

	<i>G</i>	<i>I</i>	<i>N</i>	<i>R</i>	<i>S</i>	<i>T</i>
<i>G</i>	–	81	82	86	72	76
<i>I</i>	81	–	80	82	68	73
<i>N</i>	82	80	–	84	70	74
<i>R</i>	86	82	84	–	74	70
<i>S</i>	72	68	70	74	–	64
<i>T</i>	76	73	74	70	64	–

- (a) Use the nearest neighbour algorithm starting from *S* to find an upper bound for Phil’s minimum walking time. (4 marks)
- (b) Write down a tour starting from *N* which has a total walking time equal to your answer to part (a). (1 mark)
- (c) By deleting *S*, find a lower bound for Phil’s minimum walking time. (5 marks)

QUESTION  
PART  
REFERENCE

---

---

---

---

---

---

---

---

---

---

---

---

---

---

---

---

---

---

---

---

---

---

---

---

---



QUESTION  
PART  
REFERENCE

A large rectangular area with a vertical line on the left side, matching the 'QUESTION PART REFERENCE' header. The rest of the area is filled with horizontal dotted lines, providing a space for writing answers.

**Turn over ►**



**6** Phil is to buy some squash balls for his club. There are three different types of ball that he can buy: slow, medium and fast.

He must buy at least 190 slow balls, at least 50 medium balls and at least 50 fast balls.

He must buy at least 300 balls in total.

Each slow ball costs £2.50, each medium ball costs £2.00 and each fast ball costs £2.00.

He must spend no more than £1000 in total.

At least 60% of the balls that he buys must be slow balls.

Phil buys  $x$  slow balls,  $y$  medium balls and  $z$  fast balls.

**(a)** Find six inequalities that model Phil’s situation. *(4 marks)*

**(b)** Phil decides to buy the same number of medium balls as fast balls.

**(i)** Show that the inequalities found in part **(a)** simplify to give

$$x \geq 190, \quad y \geq 50, \quad x + 2y \geq 300, \quad 5x + 8y \leq 2000, \quad y \leq \frac{1}{3}x \quad (2 \text{ marks})$$

**(ii)** Phil sells all the balls that he buys to members of the club. He sells each slow ball for £3.00, each medium ball for £2.25 and each fast ball for £2.25. He wishes to maximise his profit.

On **Figure 1** on page 14, draw a diagram to enable this problem to be solved graphically, indicating the feasible region and the direction of an objective line. *(7 marks)*

**(iii)** Find Phil’s maximum possible profit and state the number of each type of ball that he must buy to obtain this maximum profit. *(4 marks)*

QUESTION  
PART  
REFERENCE

.....

.....

.....

.....

.....

.....

.....

.....



QUESTION  
PART  
REFERENCE

A large rectangular area with a vertical line on the left side and horizontal dotted lines across the rest of the space, intended for writing answers.

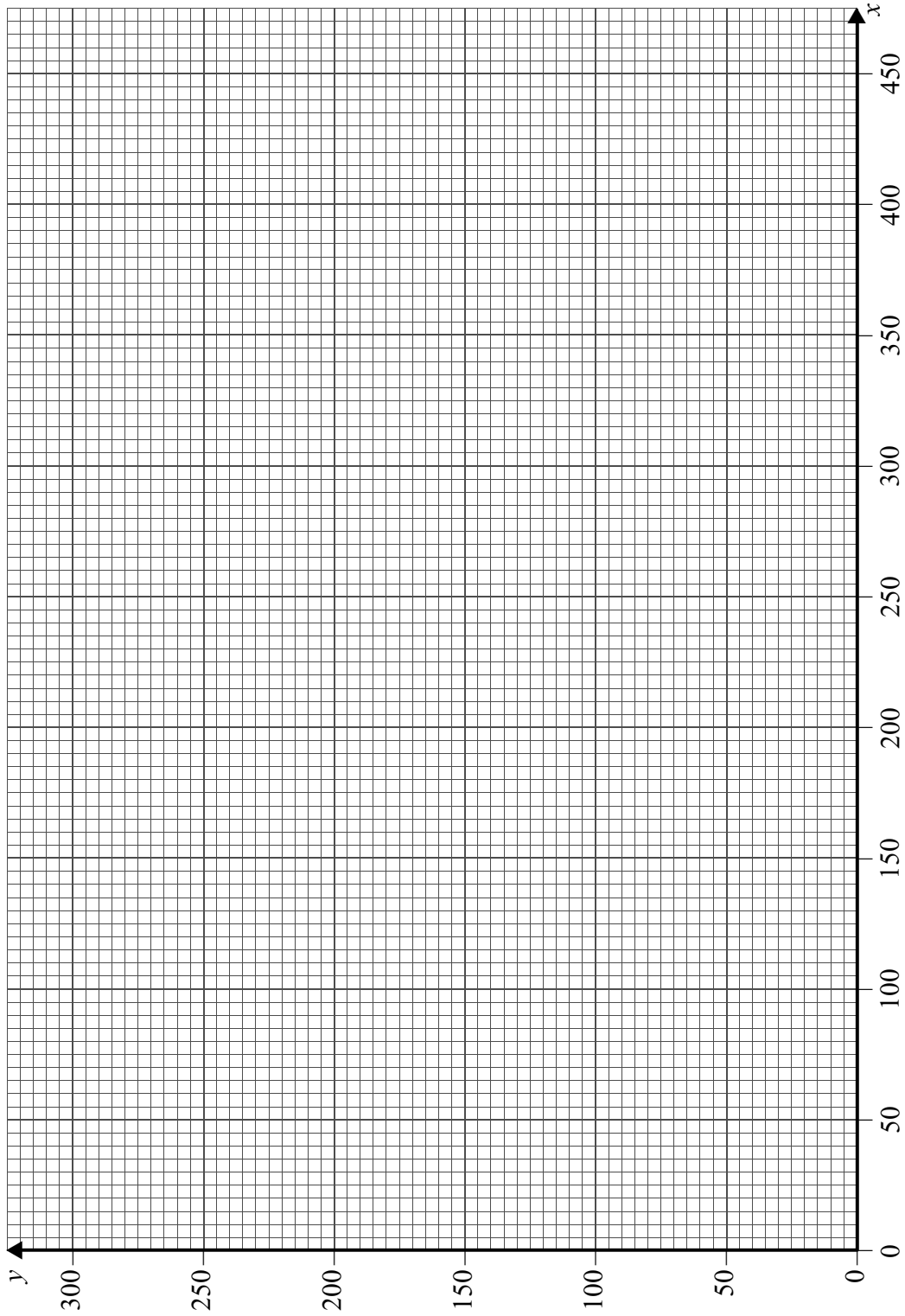


QUESTION  
PART  
REFERENCE

(b)(ii)

Figure 1

$$x \geq 190, y \geq 50, x + 2y \geq 300, 5x + 8y \leq 2000, y \leq \frac{1}{3}x$$





7 A student is testing a numerical method for finding an approximation for  $\pi$ .

The algorithm that the student is using is as follows.

Line 10 Input  $A, B, C, D, E$   
Line 20 Let  $A = A + 2$   
Line 30 Let  $B = -B$   
Line 40 Let  $C = \frac{B}{A}$   
Line 50 Let  $D = D + C$   
Line 60 Let  $E = (D - 3.14)^2$   
Line 70 If  $E < 0.05$  then go to Line 90  
Line 80 Go to Line 20  
Line 90 Print ' $\pi$  is approximately',  $D$   
Line 100 End

Trace the algorithm in the case where the input values are

$$A = 1, B = 4, C = 0, D = 4, E = 0$$

(6 marks)

QUESTION  
PART  
REFERENCE

.....

.....

.....

.....

.....

.....

.....

.....

.....

.....

.....

.....

.....

.....

.....

.....

.....

.....

.....

.....

.....











QUESTION  
PART  
REFERENCE

Area with horizontal dotted lines for writing.

**END OF QUESTIONS**

Copyright © 2010 AQA and its licensors. All rights reserved.

