

Perimeter

Please write clearly in block capitals

Forename:

Surname:

Materials

For this paper you must have:

- mathematical instruments



You **can** use a calculator.

Instructions

- Use black ink or black ball-point pen. Draw diagrams in pencil.
- Fill in the boxes at the top of this page.
- Answer all questions.
- You must answer the questions in the spaces provided. Do not write outside the box around each page or on blank pages.
- Do all rough work in this book. Cross through any work you do not want to be marked.

Information

- The marks for questions are shown in brackets.
- You may ask for graph paper, tracing paper and more answer paper. These must be tagged securely to this answer book.

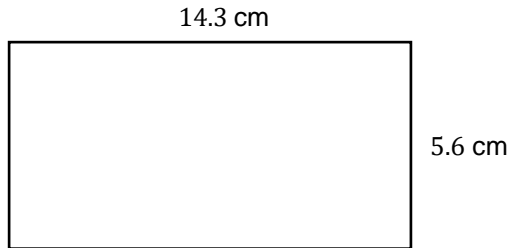
Advice

- In all calculations, show clearly how you work out your answer.

1 Find the perimeter of the rectangle below:

(Level 3)

Not drawn
accurately

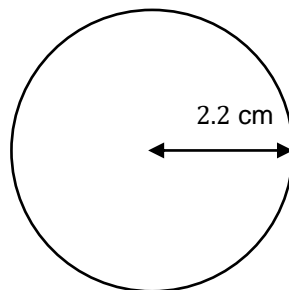


[2 marks]

Answer _____ cm

2 Find the perimeter of the circle below:

(Level 3)



[2 marks]

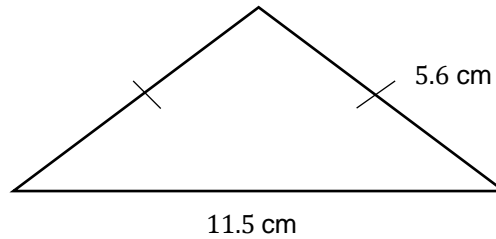
Answer _____

Turn over for next question

3 Find the perimeter of the isosceles triangle below:

(Level 3)

Not drawn accurately

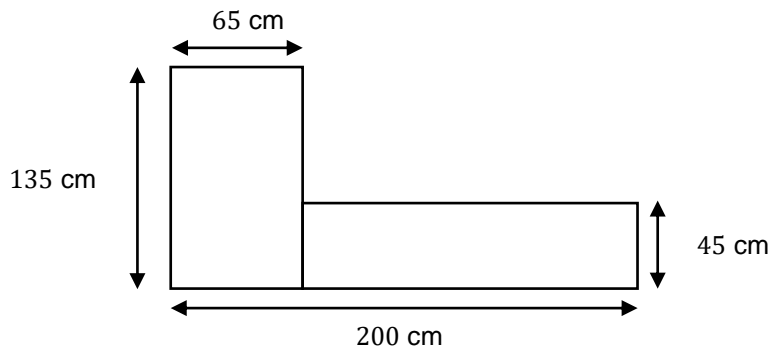


[2 marks]

Answer _____ cm

4 Find the perimeter of the compound shape below:

(Level 3)



[2 marks]

Answer _____

Turn over for next question

Turn over ►

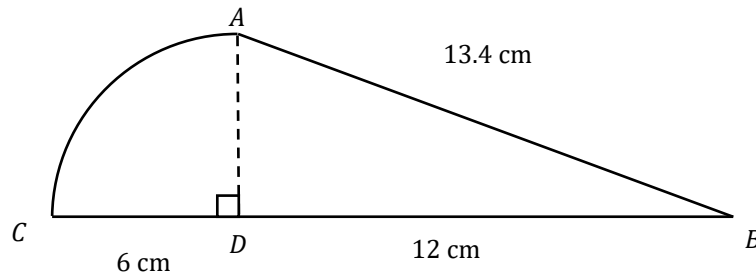
- 5 Part of a circle is attached to a right angle triangle, as shown below.

(Level 4)

$$CD = 6 \text{ cm}$$

$$DB = 12 \text{ cm}$$

$$AB = 13.4 \text{ cm}$$



Not drawn accurately

Find the perimeter of the shape.

Give your answer to 2 decimal places.

[2 marks]

Answer _____ cm



GCSE Maths Practice Exam Papers

- ✓ GCSE Maths predicted papers and mark schemes
- ✓ Paper 1, 2, 3 and mark scheme in every set
- ✓ All exam boards - AQA, OCR, Edexcel, WJEC

Get them at mme.la/papers or scan the barcode

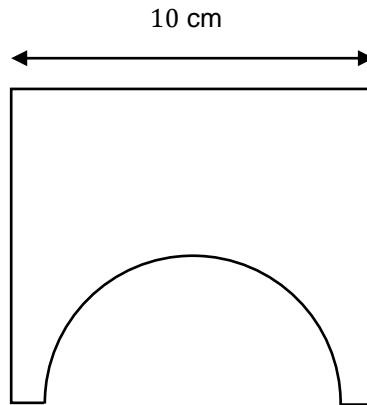


Turn over ►

6 A semicircle is cut out of a square piece of wood shown below. (Level 4)

The square has a length of 10 cm

The diameter of the circle is 8 cm



Not drawn accurately

Find the perimeter of the shape above.

Give your answer to 2 decimal places.

[3 marks]

Answer _____ cm



MathsMadeEasy Revision App

- ✓ Video revision for every GCSE Maths topic
- ✓ Thousands of practice questions
- ✓ Online Mock Exams with video solutions

Try it now at mme.la/app or scan the barcode

