

Projections and Elevations Mark scheme	
<b>1</b>	<p>Front Elevation</p> <p>Side elevation</p> <p>Plan</p>
	<p>1 mark for front elevation, one mark for side elevation, and 1 mark for plan. <span style="float: right;"><b>[3]</b></span></p>
<b>2</b>	<p>Plan</p> <p>Side elevation</p> <p>Front elevation</p>
	<p>1 mark for front elevation, one mark for side elevation, and 1 mark for plan. <span style="float: right;"><b>[3]</b></span></p>
<b>3</b>	<p>Plan</p> <p>Side elevation</p> <p>Front Elevation</p>
	<p>1 mark for front elevation, one mark for side elevation, and 1 mark for plan. <span style="float: right;"><b>[3]</b></span></p>

Turn over ►

4

1 mark for front elevation, one mark for side elevation, and 1 mark for plan.

[3]

5(a)

Plans	Shape:
	B or C
	B or C
	A

1 mark for each correct, shown above.

[3]




5(b)

<b>Side Elevations</b>			
<b>Shape</b>	C	A	B

1 mark for each correct answer, shown above.

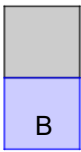
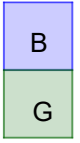
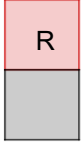
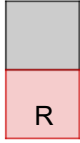

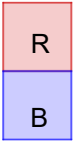
[3]

Turn over ►

<b>6(a)</b>	<b>Plans</b>	<b>Shape:</b>
		C
		A
		B

1 mark for each correct, shown above.

**[3]**

<b>6(b)</b>	<b>Side Elevations</b>						
	<b>Shape</b>	B	C				A

1 mark for each correct answer, shown above.

**[3]**

END