

Velocity-Time Graphs

Please write clearly in block capitals

Forename:

Surname:

Materials

For this paper you must have:

- mathematical instruments



You must **not** use a calculator.

Instructions

- Use black ink or black ball-point pen. Draw diagrams in pencil.
- Fill in the boxes at the top of this page.
- Answer all questions.
- You must answer the questions in the spaces provided. Do not write outside the box around each page or on blank pages.
- Do all rough work in this book. Cross through any work you do not want to be marked.

Information

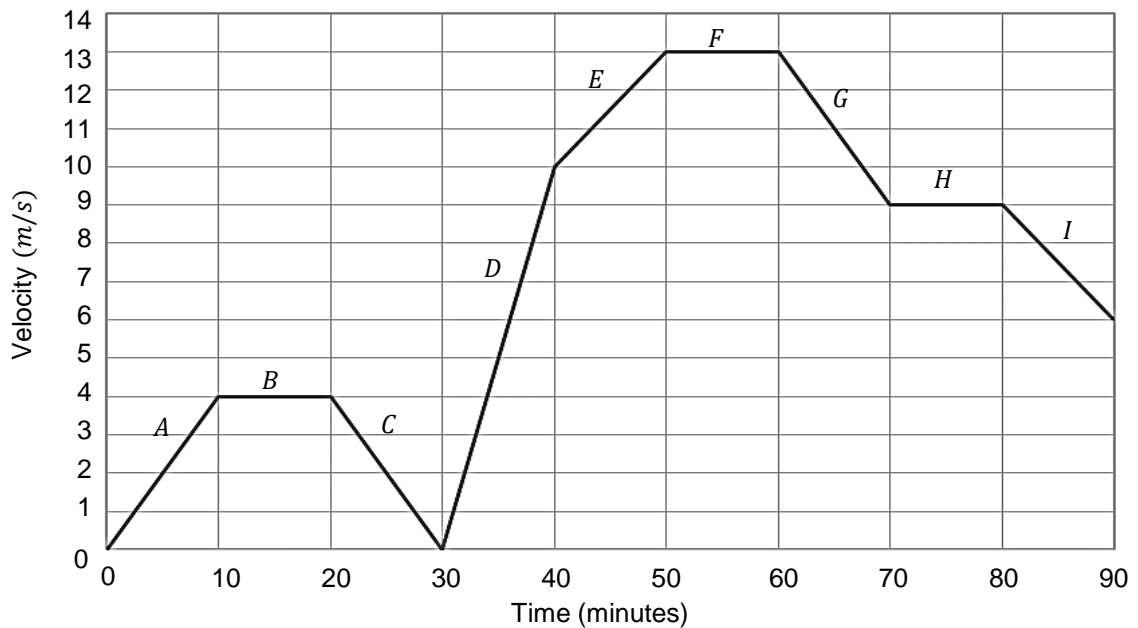
- The marks for questions are shown in brackets.
- You may ask for graph paper, tracing paper and more answer paper. These must be tagged securely to this answer book.

Advice

- In all calculations, show clearly how you work out your answer.

1 Anna's car journey is shown on the velocity-time graph below.

(Level 5)



For each statement, give the time or time period of the graph which satisfies this condition.

1(a) Identify one section where Anna is accelerating?

[1 mark]

1(b) When is Anna's velocity is constant ?

[1 mark]

1(c) Anna has the greatest acceleration?

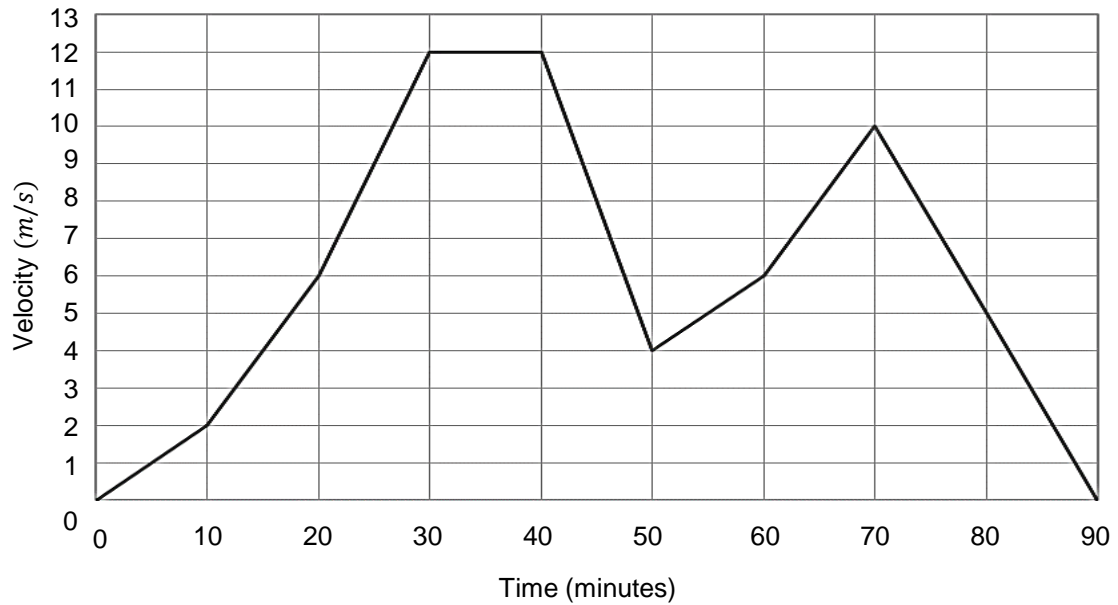
[1 mark]

1(d) In which two sections does Anna have the same acceleration

[1 mark]

2 The velocity-time graph below shows Brian's daily journey.

(Level 6)



2(a) Calculate Brian's largest positive acceleration over the course of the journey?
Give your answer in m/s.

[2 marks]

Answer _____

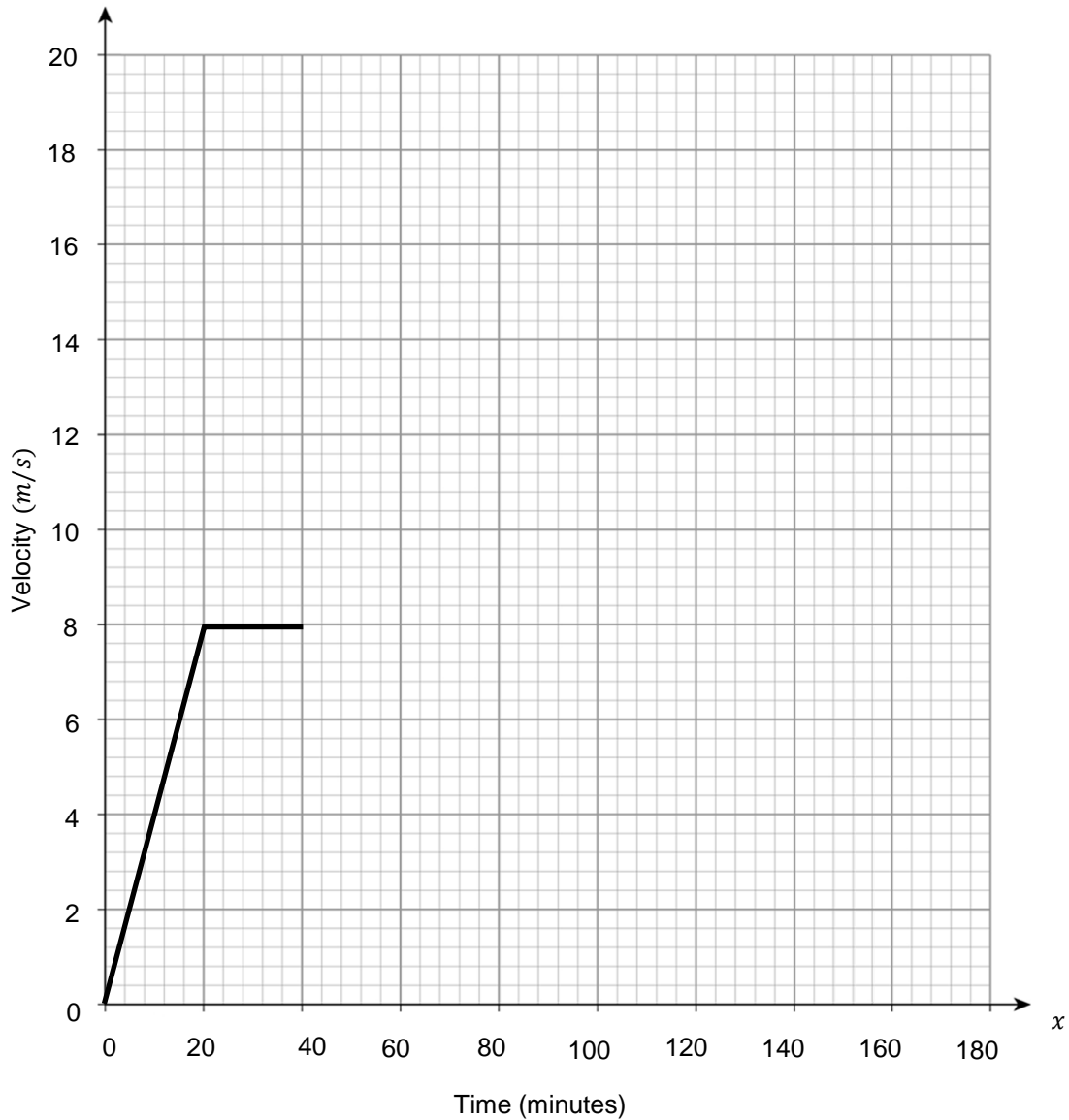
2(b) **Estimate** the total distance travelled by Brian over the course of the journey.

[5 marks]

Answer _____

3 Using the information below, complete the velocity-time diagram for Celica's journey. (Level 6)

[4 marks]

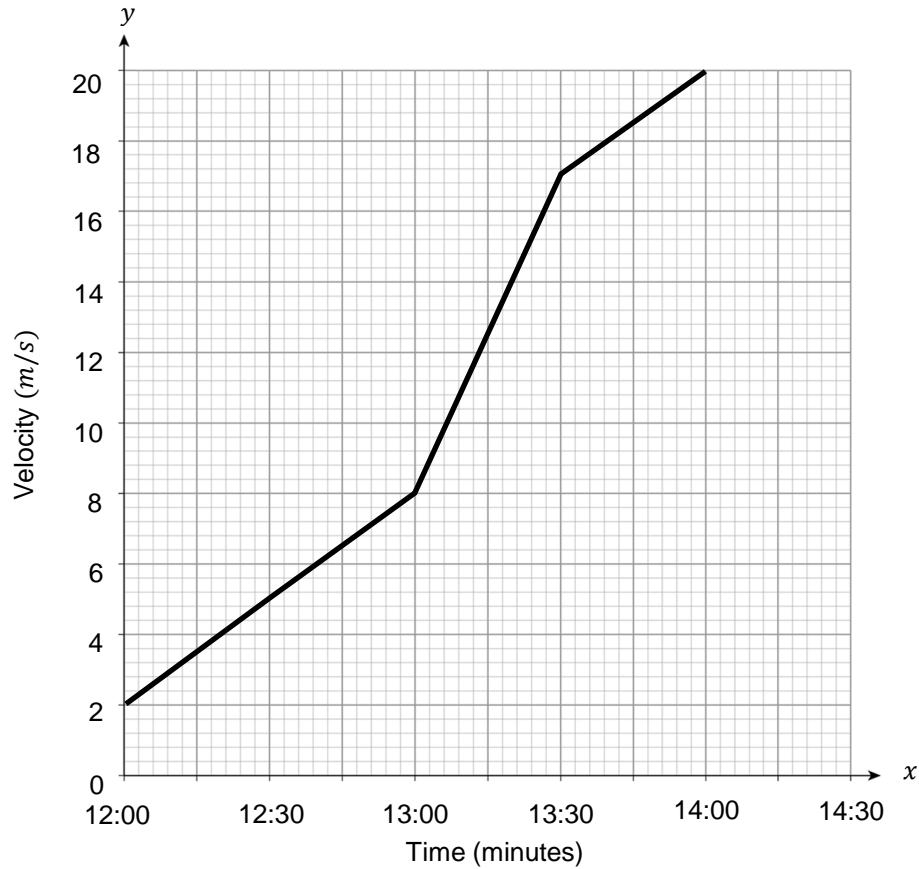


- By the 60-minute mark, Celica has travelled 24 km in total
- After this she increases velocity at a constant rate, to 14 m/s, over 40 minutes.
- She then maintains her velocity for 20 minutes before decelerating for 60 minutes at the same constant rate as her acceleration between 60-100 minutes.

Turn over for next question

4 Diane goes out cycling for a 150-minute journey. (Level 6)

Her progress is displayed in the velocity-time graph below.



She looks at the graph and makes a calculation. She states,
 "My acceleration from 12:00 to 13:30 was a constant 10 m/s^2 ".

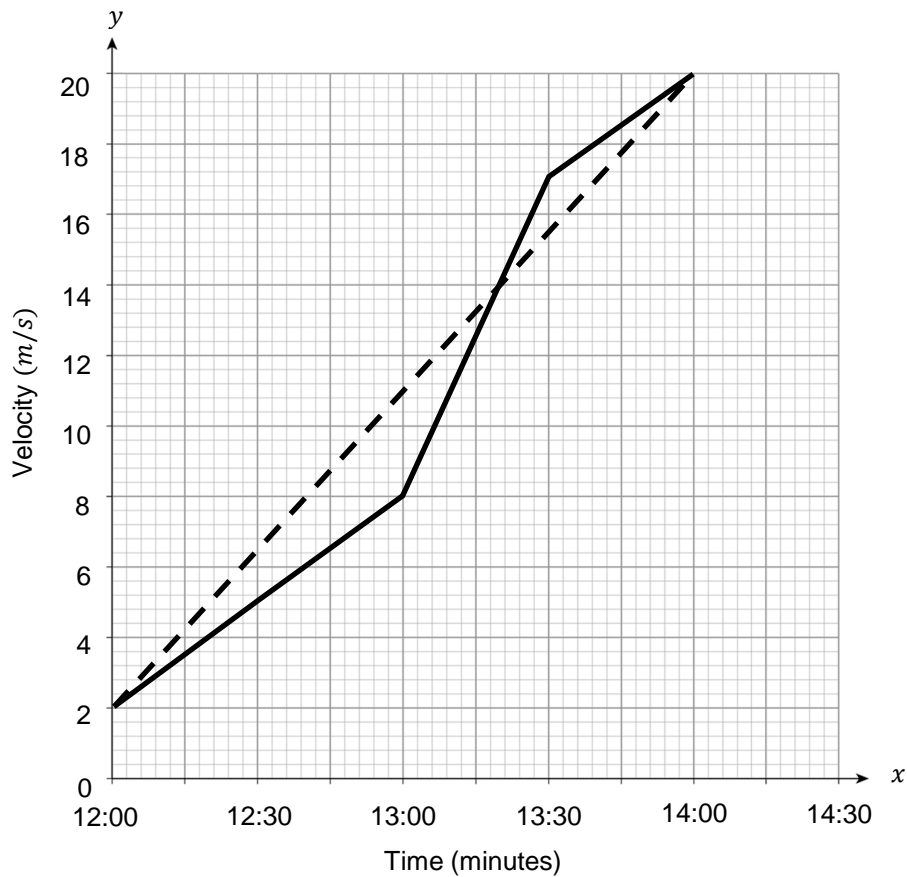
4(a) What is wrong with her statement?

[2 marks]

4(b) What has she actually calculated?

[1 mark]

Diane looks again at her velocity-time graph and makes a calculation of the distance she covered.



She calculates the distance covered using the dashed line to estimate her change in velocity between 12:00 and 14:00.

She states, "I rested from 14:00 to 14:30, so I can estimate the total distance covered on my journey by using the area of a trapezium"

$$\text{Distance} = \frac{2(2 + 20)}{2} = 22 \text{ miles}$$

4(c) Why is her estimate incorrect, and what is the correct estimate for her distance covered?

[2 marks]

Answer _____

Question continues on next page

- 4(d)** Is your estimate an underestimate or an overestimate?
Give a reason for your answer.

[2 marks]

- 4(e)** How could Diane make a more accurate estimate of the distance she travelled overall?

[1 mark]



MathsMadeEasy Revision App

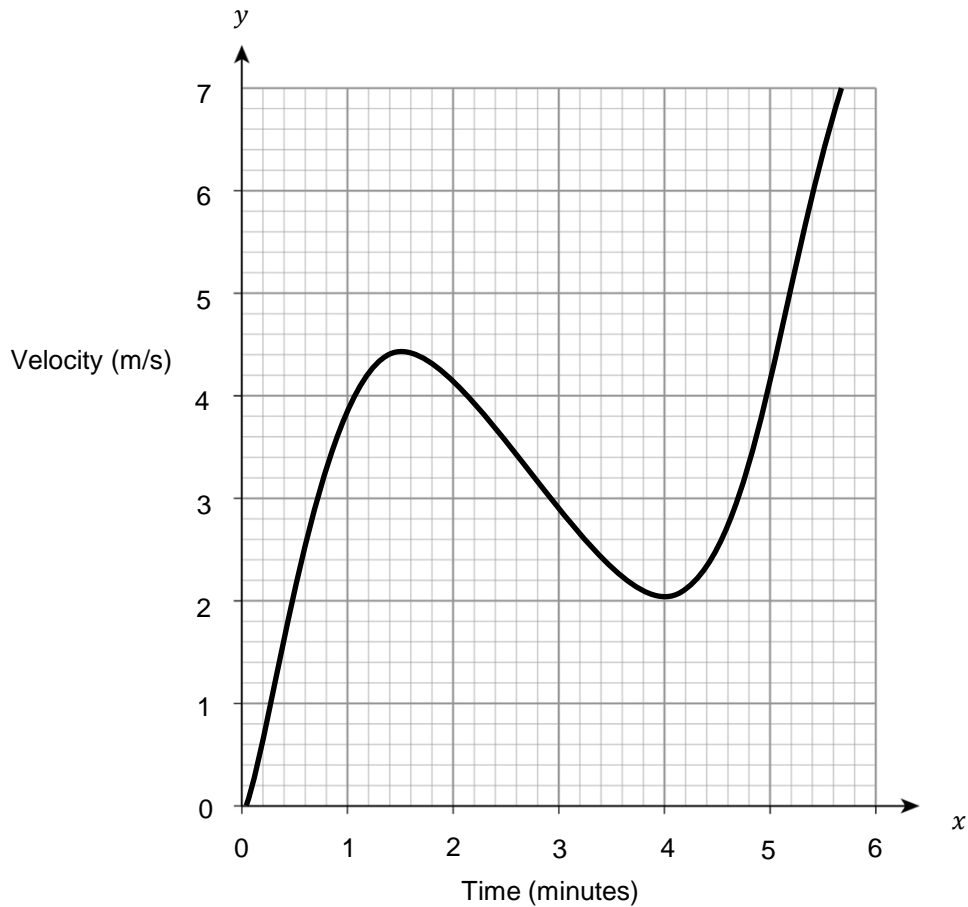
- ✓ Video revision for every GCSE Maths topic
- ✓ Thousands of practice questions
- ✓ Online Mock Exams with video solutions

Try it now at mme.la/app or scan the barcode



5 The following is a velocity time graph over the course of 6 minutes.

(Level 6)



5(a) Estimate the distance covered in the first 4 minutes.

[2 marks]

Answer _____

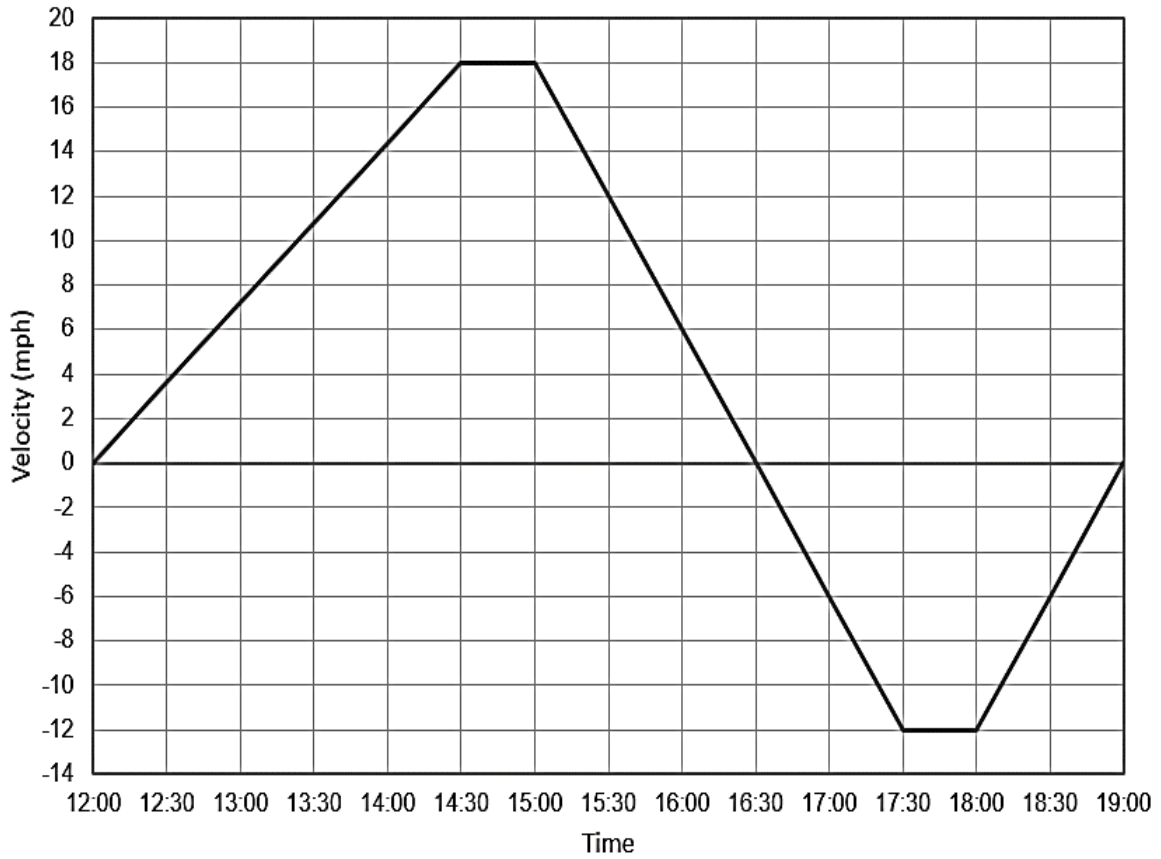
5(b) Would your estimate be an underestimate or overestimate?

[1 mark]

Turn over for next question

Turn over ►

- 6 Erika takes a bike ride, first travelling to the shops, arriving at 16:30, then travelling to a friend's house to arriving at 19:00. (Level 6)



- 6(a) What does the velocity from 16:30 onwards represent?

[1 mark]

Question continues on next page

6(b) Calculate the overall distance travelled by Erika.

[3 marks]

Answer _____

6(c) Comment on the difference between your answer and the distance between Erika and her friend's house?

[1 mark]



GCSE Maths Revision Cards

- ✓ All major GCSE maths topics covered
- ✓ Higher and foundation
- ✓ All exam boards - AQA, OCR, Edexcel, WJEC

Get them at mme.la/cards or scan the barcode

